

CERRYMAN



Ruby

CHERRYMAN

Specifications | Ruby Collection

Veneer

CHERRYMAN veneers are selected from premium grade qualities. Veneers are flat cut and slip matched. Every possible effort is made to ensure color continuity. Differences can, however, occur due to the natural variations in tone and color of wood veneers. The Ruby Collection is offered in one finish:

CHER Paprika Cherry

Finish

CHERRYMAN's finish provides superior strength with enhanced stain and mar resistance for easy maintenance. Veneers are finished utilizing a satin sheen and CHERRYMAN's closed pore standard.

Samples

CHERRYMAN provides samples for all wood and laminate finishes.

Construction. tops and support panels

Tops are 1-1/8" thick and feature a solid wood profiled edge on all four sides. Both tops and panels use a 3 ply balanced construction. All support panels include adjustable levelers.

Construction. cases

All cases are constructed utilizing 3 ply balanced panels. Adjustable levelers are provided in all cases.

Construction. drawers

Drawers are constructed utilizing multi ply wood panels coated with a clear finish. All drawers are fitted with full extension, metal ball bearing slides. File drawers are provided with a filing system accommodating both letter and legal filing.

Construction. guest chairs

All guest chairs are constructed of solid hardwood. The finishes offered match the casegoods collections. The chairs are upholstered in black fabric.

Locks

All pedestals and laterals with drawers include a front mounted gang lock. All units are keyed alike. Requests for different keying can be accommodated for an upcharge.

Pulls

The Ruby Collection finger pull matches the casegoods finish.

Grommets

Grommets for cables are provided in bridges, credenzas and hutches.

Product Assembly. wood collections

Most CHERRYMAN product is shipped in a *Ready to Assemble* state. The carton count for each item is provided in the price list.

The following items are *Ready to Assemble* with the aid of cam lock connectors and pre drilled holes:

desks
returns / bridges
bridge credenzas / kneespace credenzas
conference tables
bookcases

The following items are *Pre Assembled* requiring placement only:

pedestal storage
lateral storage
full credenzas
vertical storage
hutch storage
wall mount storage
presentation boards

Product Ordering

Each collection is divided into a *Configurations*, followed by a *Components* section in this specification guide. For ease of ordering with one product number, the *Configurations* section lists complete units and configurations and includes:

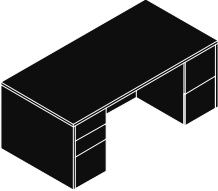
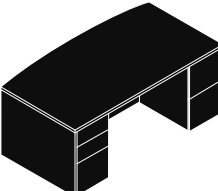
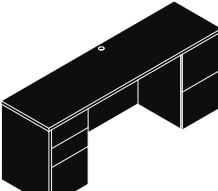
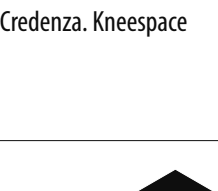
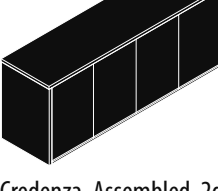
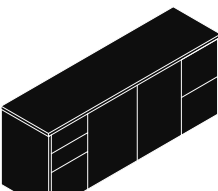
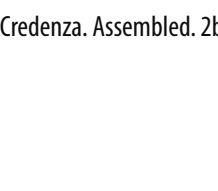
desks with pedestals
full credenzas / kneespace credenzas
L desks / U desks
U desks with hutch storage
U desks with hutch and vertical storage

The *Components* section enables the ordering of individual items where alternate storage choices and / or alternate sizes of units are required. This section includes:

desk shells
return shells
bridges
bridge credenza shells
pedestal storage
lateral storage
hutch storage
vertical storage
bookcases
conference tables
occasional tables
guest chairs
accessories

CHERRYMAN

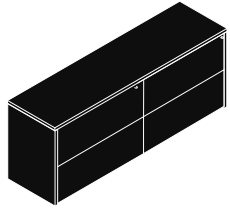
Ruby Collection

	Product Code	D	W	H	Weight lbs.	Cubic ft.	Cartons
 <p>Desk. Double Ped. Rectangular</p>	RU-201N						
	<i>desk</i>	30	66	29	144	5.93	1
	<i>ped 2b1f</i>	24½	15½	27½	71	7.21	1
	<i>ped 2f</i>	24½	15½	27½	67	7.21	1
 <p>Desk. Double Ped. Bowfront</p>	RU-202N						
	<i>desk</i>	36	71¾	29	179	7.55	1
	<i>ped 2b1f</i>	24½	15½	27½	71	7.21	1
	<i>ped 2f</i>	24½	15½	27½	67	7.21	1
 <p>Credenza. Kneespace</p>	RU-203N						
	<i>desk</i>	35¾/39	71¾	29	180	8.20	1
	<i>ped 2b1f</i>	24½	15½	27½	71	7.21	1
	<i>ped 2f</i>	24½	15½	27½	67	7.21	1
 <p>Credenza. Assembled. 2d / 2d</p>	RU-204N						
	<i>credenza</i>	20	66	29	104	5.45	1
	<i>ped 2b1f</i>	18½	15½	27½	58	5.50	1
	<i>ped 2f</i>	18½	15½	27½	58	5.50	1
 <p>Credenza. Assembled. 2b1f / 2d / 2f</p>	RU-205N						
	<i>credenza</i>	20	71¾	29	114	5.89	1
	<i>ped 2b1f</i>	18½	15½	27½	58	5.50	1
	<i>ped 2f</i>	18½	15½	27½	58	5.50	1
 <p>Credenza. Assembled. 2d / 2d</p>	R580	20	71¾	29	239	29.56	1
 <p>Credenza. Assembled. 2b1f / 2d / 2f</p>	R530	20	71¾	29	208	29.67	1

Ruby

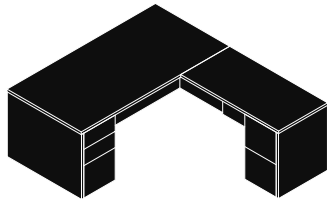
CHERRYMAN

Ruby Collection



Credenza. 2f / 2f

Product Code	D	W	H	Weight lbs.	Cubic ft.	Cartons
RU-206N						
<i>credenza</i>	20	71¾	29	114	5.89	1
<i>ped 2b1f</i>	18½	34¾	27½	94	13.38	1
<i>ped 2f</i>	18½	34¾	27½	94	13.38	1



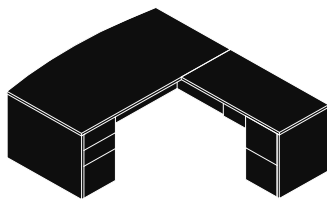
L-Desk. Rectangular
non-handed

RU-207N	<i>left or right</i>					
<i>desk</i>	30	66	29	144	5.93	1
<i>ped 2b1f</i>	24½	15½	27½	71	7.21	1
<i>return</i>	24	42	29	78	3.61	1
<i>ped 2f</i>	18½	15½	27½	56	5.50	1

RU-208N	<i>left or right</i>					
<i>desk</i>	30	66	29	144	5.93	1
<i>ped 2b1f</i>	24½	15½	27½	71	7.21	1
<i>return</i>	24	48	29	82	4.03	1
<i>ped 2f</i>	18½	15½	27½	56	5.50	1

RU-209N	<i>left or right</i>					
<i>desk</i>	36	71¾	29	179	7.55	1
<i>ped 2b1f</i>	24½	15½	27½	71	7.21	1
<i>return</i>	24	42	29	78	3.61	1
<i>ped 2f</i>	18½	15½	27½	56	5.50	1

RU-210N	<i>left or right</i>					
<i>desk</i>	36	71¾	29	179	7.55	1
<i>ped 2b1f</i>	24½	15½	27½	71	7.21	1
<i>return</i>	24	48	29	82	4.03	1
<i>ped 2f</i>	18½	15½	27½	56	5.50	1



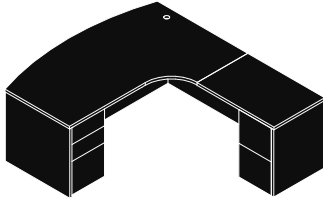
L-Desk. Bowfront
non-handed

RU-211N	<i>left or right</i>					
<i>desk</i>	35¾/39	71¾	29	179.7	8.20	1
<i>ped 2b1f</i>	24½	15½	27½	70.5	7.21	1
<i>return</i>	24	42	29	78.0	3.61	1
<i>ped 2f</i>	18½	15½	27½	55.1	5.50	1

RU-212N	<i>left or right</i>					
<i>desk</i>	35¾/39	71¾	29	180	8.20	1
<i>ped 2b1f</i>	24½	15½	27½	71	7.21	1
<i>return</i>	24	48	29	82	4.03	1
<i>ped 2f</i>	18½	15½	27½	56	5.50	1

CHERRYMAN

Ruby Collection

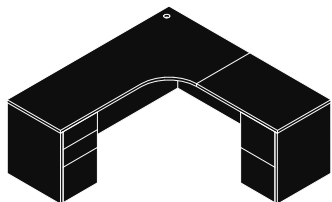


L-Desk. Bowfront CC
right variation shown

Product Code		D	W	H	Weight lbs.	Cubic ft.	Cartons
RU-213L	<i>left</i>						
	<i>desk</i>	30/42	71¾	29	178	9.86	1
	<i>ped 2b1f</i>	24½	15½	27½	71	7.21	1
	<i>return</i>	24	36	29	67	3.12	1
	<i>ped 2f</i>	18½	15½	27½	56	5.50	1
RU-213R	<i>right</i>						
	<i>desk</i>	30/42	71¾	29	178	9.86	1
	<i>ped 2b1f</i>	24½	15½	27½	71	7.21	1
	<i>return</i>	24	36	29	67	3.12	1
	<i>ped 2f</i>	18½	15½	27½	56	5.50	1
RU-214L	<i>left</i>						
	<i>desk</i>	30/42	71¾	29	178	9.86	1
	<i>ped 2b1f</i>	24½	15½	27½	71	7.21	1
	<i>return</i>	24	42	29	78	3.61	1
	<i>ped 2f</i>	18½	15½	27½	56	5.50	1
RU-214R	<i>right</i>						
	<i>desk</i>	30/42	71¾	29	178	9.86	1
	<i>ped 2b1f</i>	24½	15½	27½	71	7.21	1
	<i>return</i>	24	42	29	78	3.61	1
	<i>ped 2f</i>	18½	15½	27½	56	5.50	1
RU-215L	<i>left</i>						
	<i>desk</i>	30/42	71¾	29	178	9.86	1
	<i>ped 2b1f</i>	24½	15½	27½	71	7.21	1
	<i>return</i>	24	48	29	82	4.03	1
	<i>ped 2f</i>	18½	15½	27½	56	5.50	1
RU-215R	<i>right</i>						
	<i>desk</i>	30/42	71¾	29	178	9.86	1
	<i>ped 2b1f</i>	24½	15½	27½	71	7.21	1
	<i>return</i>	24	48	29	82	4.03	1
	<i>ped 2f</i>	18½	15½	27½	56	5.50	1

CHERRYMAN

Ruby Collection

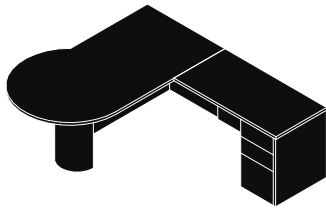


L-Credenza CC
right variation shown

Product Code		D	W	H	Weight lbs.	Cubic ft.	Cartons
RU-216L	<i>left</i>						
	<i>credenza</i>	34/36	71¾	29	148	7.55	1
	<i>ped 2b1f</i>	18½	15½	27½	58	5.50	1
	<i>return</i>	24	36	29	67	3.12	1
	<i>ped 2f</i>	18½	15½	27½	56	5.50	1
RU-216R	<i>right</i>						
	<i>credenza</i>	24/36	71¾	29	148	7.55	1
	<i>ped 2b1f</i>	18½	15½	27½	58	5.50	1
	<i>return</i>	24	36	29	67	3.12	1
	<i>ped 2f</i>	18½	15½	27½	56	5.50	1
RU-217L	<i>left</i>						
	<i>credenza</i>	24/36	71¾	29	148	7.55	1
	<i>ped 2b1f</i>	18½	15½	27½	58	5.50	1
	<i>return</i>	24	42	29	78	3.61	1
	<i>ped 2f</i>	18½	15½	27½	56	5.50	1
RU-217R	<i>right</i>						
	<i>credenza</i>	24/36	71¾	29	148	7.55	1
	<i>ped 2b1f</i>	18½	15½	27½	58	5.50	1
	<i>return</i>	24	42	29	78	3.61	1
	<i>ped 2f</i>	18½	15½	27½	56	5.50	1
RU-218L	<i>left</i>						
	<i>credenza</i>	24/36	71¾	29	148	7.55	1
	<i>ped 2b1f</i>	18½	15½	27½	58	5.50	1
	<i>return</i>	24	48	29	82	4.03	1
	<i>ped 2f</i>	18½	15½	27½	56	5.50	1
RU-218R	<i>right</i>						
	<i>credenza</i>	24/36	71¾	29	148	7.55	1
	<i>ped 2b1f</i>	18½	15½	27½	58	5.50	1
	<i>return</i>	24	48	29	82	4.03	1
	<i>ped 2f</i>	18½	15½	27½	56	5.50	1

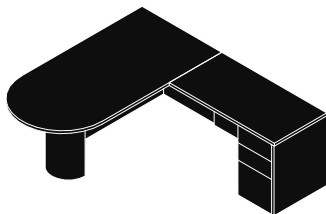
CHERRYMAN

Ruby Collection



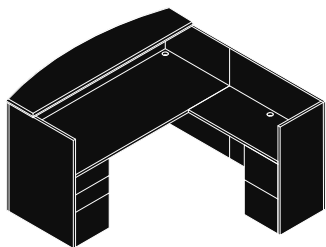
L-Desk. P-Shape
right variation shown

Product Code		D	W	H	Weight lbs.	Cubic ft.	Cartons
RU-219L	<i>left</i>						
	<i>desk</i>	36/42	71¾	29	161	11.74	2
	<i>return</i>	24	42	29	78	3.61	1
RU-219R	<i>ped 2b1f</i>	18½	15½	27½	58	5.50	1
	<i>right</i>						
	<i>desk</i>	36/42	71¾	29	161	11.74	2
RU-220L	<i>return</i>	24	48	29	82	4.03	1
	<i>ped 2b1f</i>	18½	15½	27½	58	5.50	1
	<i>right</i>						
RU-220R	<i>desk</i>	36/42	71¾	29	161	11.74	2
	<i>return</i>	24	48	29	82	4.03	1
	<i>ped 2b1f</i>	18½	15½	27½	58	5.50	1



L-Desk. Bullet Shape
non-handed

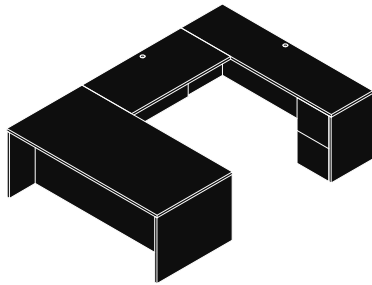
RU-221N	<i>left or right</i>						
	<i>desk</i>	36	71¾	29	151	10.53	2
	<i>return</i>	24	42	29	78	3.61	1
RU-222N	<i>ped 2b1f</i>	18½	15½	27½	58	5.50	1
	<i>left or right</i>						
	<i>desk</i>	36	71¾	29	151	10.53	2
RU-223N	<i>return</i>	24	48	29	82	4.03	1
	<i>ped 2b1f</i>	18½	15½	27½	58	5.50	1
	<i>left or right</i>						
RU-223N	<i>desk</i>	30/36	71¾	43	251	9.81	1
	<i>ped 2b1f</i>	24½	15	27½	71	7.21	1
	<i>return</i>	22	42	43	99	4.18	1
	<i>ped 2f</i>	18½	15½	27½	58	5.50	1



L-Desk. Bowfront. Reception
Wood Transaction Shelf
non-handed

CHERRYMAN

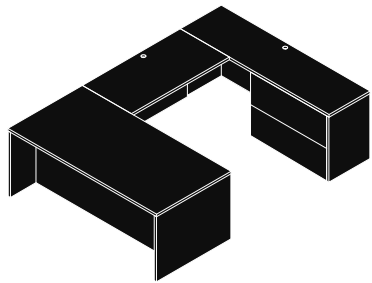
Ruby Collection



U-Desk. Rectangular
non-handed

Product Code		D	W	H	Weight lbs.	Cubic ft.	Cartons
RU-224N	<i>left or right</i>						
	<i>desk</i>	36	71¾	29	179	7.55	1
	<i>ped 2b1f</i>	24½	15½	27½	71	7.21	1
	<i>bridge</i>	24	42	29	57	2.90	1
	<i>credenza</i>	20	71¾	29	114	5.89	1
	<i>ped 2f</i>	18½	15½	27½	56	5.50	1

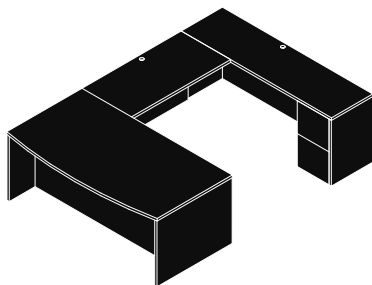
RU-225N	<i>left or right</i>						
	<i>desk</i>	36	71¾	29	179	7.55	1
	<i>ped 2b1f</i>	24½	15½	27½	71	7.21	1
	<i>bridge</i>	24	48	29	66	2.98	1
	<i>credenza</i>	20	71¾	29	114	5.89	1
	<i>ped 2f</i>	18½	15½	27½	56	5.50	1



U-Desk. Rectangular
non-handed

RU-226N	<i>left or right</i>						
	<i>desk</i>	36	71¾	29	180	8.20	1
	<i>ped 2b1f</i>	24½	15½	27½	71	7.21	1
	<i>bridge</i>	24	42	29	57	2.90	1
	<i>credenza</i>	20	71¾	29	114	5.89	1
	<i>ped 2f</i>	18½	34⅝	27½	94	13.38	1

RU-227N	<i>left or right</i>						
	<i>desk</i>	36	71¾	29	180	8.20	1
	<i>ped 2b1f</i>	24½	15½	27½	71	7.21	1
	<i>bridge</i>	24	48	29	66	2.98	1
	<i>credenza</i>	20	71¾	29	114	5.89	1
	<i>ped 2f</i>	18½	34⅝	27½	94	13.38	1



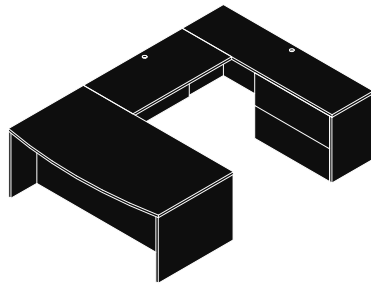
U-Desk. Bowfront
non-handed

RU-228N	<i>left or right</i>						
	<i>desk</i>	35¾/39	71¾	29	180	8.20	1
	<i>ped 2b1f</i>	24½	15½	27½	71	7.21	1
	<i>bridge</i>	24	42	29	57	2.90	1
	<i>credenza</i>	20	71¾	29	114	5.89	1
	<i>ped 2f</i>	18½	15½	27½	56	5.50	1

RU-229N	<i>left or right</i>						
	<i>desk</i>	35¾/39	71¾	29	180	8.20	1
	<i>ped 2b1f</i>	24½	15½	27½	71	7.21	1
	<i>bridge</i>	24	48	29	66	2.98	1
	<i>credenza</i>	20	71¾	29	114	5.89	1
	<i>ped 2f</i>	18½	15½	27½	56	5.50	1

CHERRYMAN

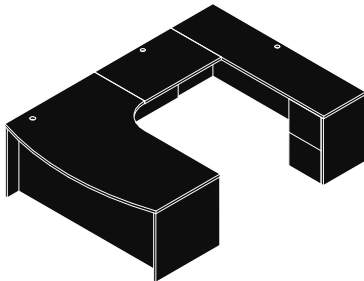
Ruby Collection



U-Desk. Bowfront
non-handed

Product Code		D	W	H	Weight lbs.	Cubic ft.	Cartons
RU-230N	<i>left or right</i>						
	<i>desk</i>	35¾/39	71¾	29	180	8.20	1
	<i>ped 2b1f</i>	24½	15½	27½	71	7.21	1
	<i>bridge</i>	24	42	29	57	2.90	1
	<i>credenza</i>	20	71¾	29	114	5.89	1
	<i>ped 2f</i>	18½	34⅝	27½	94	13.38	1

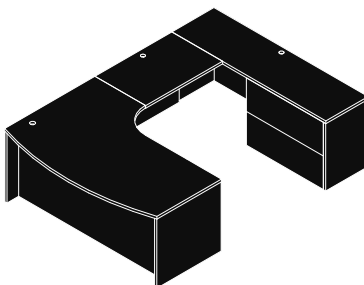
RU-231N	<i>left or right</i>						
	<i>desk</i>	35¾/39	71¾	29	180	8.20	1
	<i>ped 2b1f</i>	24½	15½	27½	71	7.21	1
	<i>bridge</i>	24	48	29	66	2.98	1
	<i>credenza</i>	20	71¾	29	114	5.89	1
	<i>ped 2f</i>	18½	34⅝	27½	94	13.38	1



U-Desk. Bowfront CC
right variation shown

RU-232L	<i>left</i>						
	<i>desk</i>	30/42	71¾	29	178	9.86	1
	<i>ped 2b1f</i>	24½	15½	27½	71	7.21	1
	<i>bridge</i>	24	36	29	49	2.35	1
	<i>credenza</i>	20	71¾	29	114	5.89	1
	<i>ped 2f</i>	18½	15½	27½	56	5.50	1

RU-232R	<i>right</i>						
	<i>desk</i>	30/42	71¾	29	178	9.86	1
	<i>ped 2b1f</i>	24½	15½	27½	71	7.21	1
	<i>bridge</i>	24	36	29	49	2.35	1
	<i>credenza</i>	20	71¾	29	114	5.89	1
	<i>ped 2f</i>	18½	15½	27½	56	5.50	1



U-Desk. Bowfront CC
right variation shown

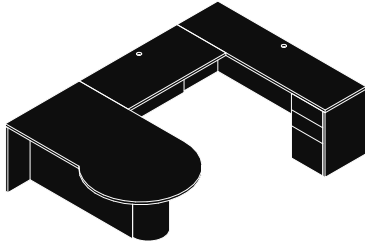
RU-234L	<i>left</i>						
	<i>desk</i>	30/42	71¾	29	178	9.86	1
	<i>ped 2b1f</i>	24½	15½	27½	71	7.21	1
	<i>bridge</i>	24	36	29	49	2.35	1
	<i>credenza</i>	20	71¾	29	114	5.89	1
	<i>ped 2f</i>	18½	34⅝	27½	94	13.38	1

RU-234R	<i>right</i>						
	<i>desk</i>	30/42	71¾	29	178	9.86	1
	<i>ped 2b1f</i>	24½	15½	27½	71	7.21	1
	<i>bridge</i>	24	36	29	49	2.35	1
	<i>credenza</i>	20	71¾	29	114	5.89	1
	<i>ped 2f</i>	18½	34⅝	27½	94	13.38	1

Ruby

CHERRYMAN

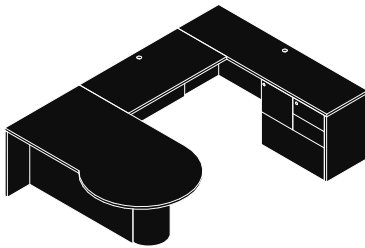
Ruby Collection



U-Desk. P-Shape
right variation shown

Product Code		D	W	H	Weight lbs.	Cubic ft.	Cartons
RU-236L	<i>left</i>						
	<i>desk</i>	36/42	71¾	29	161	11.74	2
	<i>bridge</i>	24	42	29	57	2.90	1
	<i>credenza</i>	20	71¾	29	114	5.89	1
	<i>ped 2b1f</i>	18½	15½	27½	58	5.50	1
RU-236R	<i>right</i>						
	<i>desk</i>	36/42	71¾	29	161	11.74	2
	<i>bridge</i>	24	42	29	57	2.90	1
	<i>credenza</i>	20	71¾	29	114	5.89	1
	<i>ped 2b1f</i>	18½	15½	27½	58	5.50	1

RU-237L	<i>left</i>						
	<i>desk</i>	36/42	71¾	29	161	11.74	2
	<i>bridge</i>	24	48	29	66	2.98	1
	<i>credenza</i>	20	71¾	29	114	5.89	1
	<i>ped 2b1f</i>	18½	15½	27½	58	5.50	1
RU-237R	<i>right</i>						
	<i>desk</i>	36/42	71¾	29	161	11.74	2
	<i>bridge</i>	24	48	29	66	2.98	1
	<i>credenza</i>	20	71¾	29	114	5.89	1
	<i>ped 2b1f</i>	18½	15½	27½	58	5.50	1



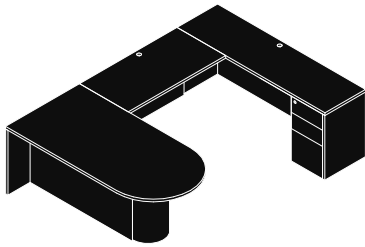
U-Desk. P-Shape
right variation shown

RU-238L	<i>left</i>						
	<i>desk</i>	36/42	71¾	29	161	11.74	2
	<i>bridge</i>	24	42	29	57	2.90	1
	<i>credenza</i>	20	71¾	29	114	5.89	1
	<i>ped 2b/2f</i>	15½	30	27½	117	12.29	1
RU-238R	<i>right</i>						
	<i>desk</i>	36/42	71¾	29	161	11.74	2
	<i>bridge</i>	24	42	29	57	2.90	1
	<i>credenza</i>	20	71¾	29	114	5.89	1
	<i>ped 2b/2f</i>	15½	30	27½	117	12.29	1

RU-239L	<i>left</i>						
	<i>desk</i>	36/42	71¾	29	161	11.74	2
	<i>bridge</i>	24	48	29	66	2.98	1
	<i>credenza</i>	20	71¾	29	114	5.89	1
	<i>ped 2b/2f</i>	15½	30	27½	117	12.29	1
RU-239R	<i>right</i>						
	<i>desk</i>	36/42	71¾	29	161	11.74	2
	<i>bridge</i>	24	48	29	66	2.98	1
	<i>credenza</i>	20	71¾	29	114	5.89	1
	<i>ped 2b/2f</i>	15½	30	27½	117	12.29	1

CHERRYMAN

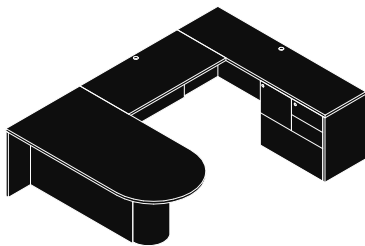
Ruby Collection



U-Desk. Bullet Shape
non-handed

Product Code	D	W	H	Weight lbs.	Cubic ft.	Cartons
RU-240N	<i>left or right</i>					
<i>desk</i>	36	71¾	29	151	10.53	2
<i>bridge</i>	24	42	29	57	2.90	1
<i>credenza</i>	20	71¾	29	114	5.89	1
<i>ped 2b1f</i>	18½	15½	27½	58	5.50	1

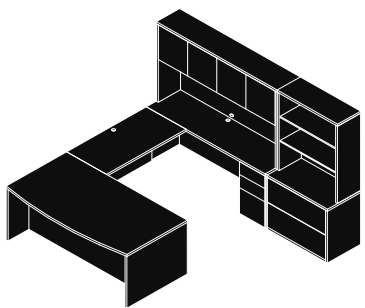
RU-241N	<i>left or right</i>					
<i>desk</i>	36	71¾	29	151	10.53	2
<i>bridge</i>	24	48	29	66	2.98	1
<i>credenza</i>	20	71¾	29	114	5.89	1
<i>ped 2b1f</i>	18½	15½	27½	58	5.50	1



U-Desk. Bullet Shape
non-handed

RU-242N	<i>left or right</i>					
<i>desk</i>	36	71¾	29	151	10.53	2
<i>bridge</i>	24	42	29	57	2.90	1
<i>credenza</i>	20	71¾	29	114	5.89	1
<i>ped 2b/2f</i>	15½	30	27½	117	12.29	1

RU-243N	<i>left or right</i>					
<i>desk</i>	36	71¾	29	151	10.53	2
<i>bridge</i>	24	48	29	66	2.98	1
<i>credenza</i>	20	71¾	29	114	5.89	1
<i>ped 2b/2f</i>	15½	30	27½	117	12.29	1



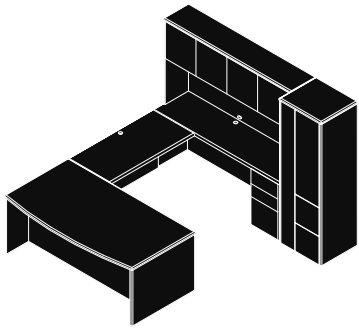
U-Desk. Configuration
non-handed

RU-244N	<i>left or right</i>					
<i>desk</i>	35¾/39	71¾	29	180	8.20	1
<i>ped 2b1f</i>	24½	15½	27½	71	7.21	1
<i>bridge</i>	24	48	29	66	2.98	1
<i>credenza</i>	20	71¾	29	114	5.89	1
<i>hutch</i>	14	71½	42	165	29.62	1
<i>ped 2b1f</i>	18½	15½	27½	58	5.50	1
<i>lat 2f</i>	20	36	29	139	15.60	1
<i>hutch open</i>	14	36	42	100	4.77	1

Ruby

CHERRYMAN

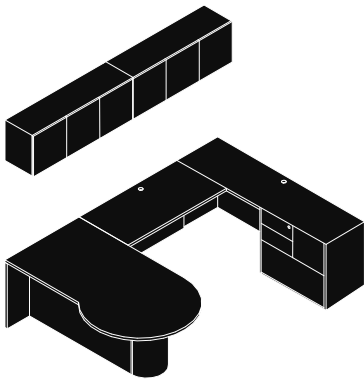
Ruby Collection



U-Desk. Configuration
non-handed

Product Code	D	W	H	Weight lbs.	Cubic ft.	Cartons
RU-245N	<i>left or right</i>					
<i>desk</i>	35¾/39	71¾	29	180	8.20	1
<i>ped 2b1f</i>	24½	15½	27½	71	7.21	1
<i>bridge</i>	24	48	29	66	2.98	1
<i>credenza</i>	20	71¾	29	114	5.89	1
<i>hutch</i>	14	71½	42	165	29.62	1
<i>ped 2b1f</i>	18½	15½	27½	58	5.50	1
<i>wardrobe</i>	24	26	70	246	31.57	1

Ruby



U-Desk. Configuration
right variation shown

RU-246L	<i>left</i>					
<i>desk</i>	36/42	71¾	29	161	11.74	2
<i>bridge</i>	24	48	29	66	2.98	1
<i>credenza</i>	20	71¾	29	114	5.45	1
<i>ped 2b/2f</i>	15½	30	27½	117	12.29	1
<i>wall cab</i>	15	48	17	74	9.10	1
<i>wall cab</i>	15	48	17	74	9.10	1
RU-246R	<i>right</i>					
<i>desk</i>	36/42	71¾	29	161	11.74	2
<i>bridge</i>	24	48	29	66	2.98	1
<i>credenza</i>	20	71¾	29	114	5.45	1
<i>ped 2b/2f</i>	15½	30	27½	117	12.29	1
<i>wall cab</i>	15	48	17	74	9.10	1
<i>wall cab</i>	15	48	17	74	9.10	1

CHERRYMAN

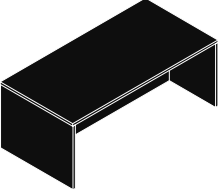
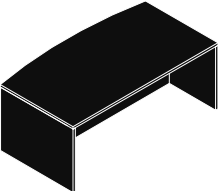
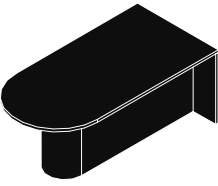
Ruby Collection

Product Code	D	W	H	Weight lbs.	Cubic ft.	Cartons
--------------	---	---	---	-------------	-----------	---------

Ruby

CERRYMAN

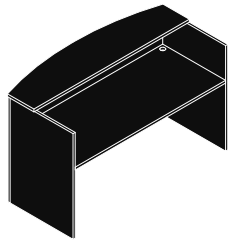
Ruby Collection

	Product Code	D	W	H	Weight lbs.	Cubic ft.	Cartons
	R921 <i>left or right</i>	30	66	29	144	5.93	1
	R821 <i>left or right</i>	36	71¾	29	179	7.55	1
Desk. Rectangular. Shell							
	R822 <i>left or right</i>	36/39	71¾	29	180	8.2	1
Desk. Bowfront. Shell							
	R321 <i>left</i>	30/42	71¾	29	178	9.86	1
	R322 <i>right</i>	30/42	71¾	29	178	9.86	1
Desk. Bowfront CC. Shell <i>right variation shown</i>							
	RU-254L <i>left</i>	36/42	71¾	29	161	11.74	2
	RU-254R <i>right</i>	36/42	71¾	29	161	11.74	2
Desk. P-Shape. Shell <i>right variation shown (used for left L/U desk)</i>							
	RU-255N <i>left or right</i>	36	71¾	29	151	10.53	2
Desk. Bullet Shape. Shell							

Ruby

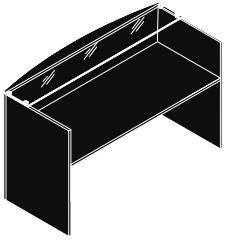
CHERRYMAN

Ruby Collection



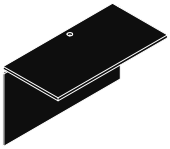
Desk. Bowfront. Reception. Shell
Wood Transaction Shelf

Product Code	D	W	H	Weight lbs.	Cubic ft.	Cartons
R122 <i>left or right</i>	30/36	71¾	43	251	9.81	1



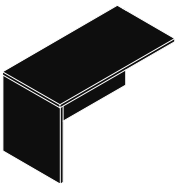
Desk. Bowfront. Reception. Shell
Glass Transaction Shelf

R126 <i>left or right</i>	30/36	71¾	43	272	11.44	1
----------------------------------	-------	-----	----	-----	-------	---



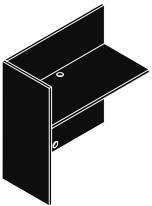
Bridge
non-handed

R623 <i>left or right</i>	24	36	29	49	2.35	1
R923 <i>left or right</i>	24	42	29	57	2.9	1
R823 <i>left or right</i>	24	48	29	66	2.98	1



Return. Shell
non-handed

R324 <i>left or right</i>	24	36	29	67	3.12	1
R924 <i>left or right</i>	24	42	29	78	3.61	1
R824 <i>left or right</i>	24	48	29	82	4.03	1

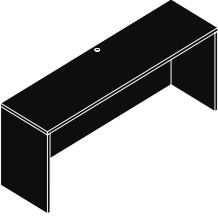
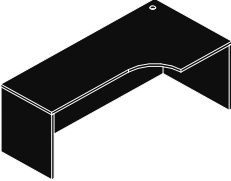
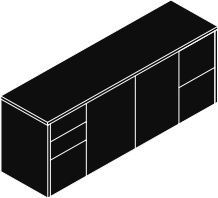
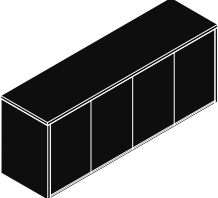



Return. Shell. Reception
non-handed

R124 <i>left or right</i>	20	42	43	99	4.18	1
----------------------------------	----	----	----	----	------	---

CHERRYMAN





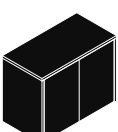
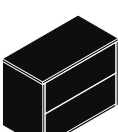

Ruby Collection

	Product Code	D	W	H	Weight lbs.	Cubic ft.	Cartons
 <p>Credenza. Rectangular. Shell</p>	R925 <i>left or right</i>	20	66	29	104	5.45	1
	R825 <i>left or right</i>	20	71¾	29	114	5.89	1
 <p>Credenza. Rectangular CC. Shell <i>right variation shown (use right return for 'L', use left return for 'U')</i></p>	R621 <i>left</i>	24/36	71¾	29	148	7.55	1
	R622 <i>right</i>	24/36	71¾	29	148	7.55	1
 <p>Credenza. Assembled. 2b1f / 2d / 2f</p>	R530	20	71¾	30	239	29.56	1
 <p>Credenza. Assembled. 4D</p>	R580	20	71¾	30	208	29.67	1
 <p>Storage. Ped for Desk. Assembled. 2b1f</p>	R831	24½	15½	27½	71	7.21	1
 <p>Storage. Ped for Desk. Assembled. 2f</p>	R832	24½	15½	27½	67	7.21	1

Ruby

CHERRYMAN

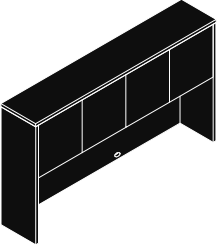

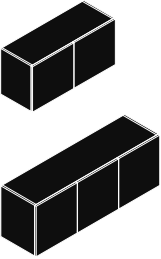

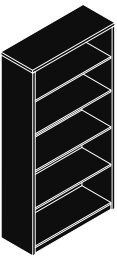
Ruby Collection

	Product Code	D	W	H	Weight lbs.	Cubic ft.	Cartons
	R834	18½	15½	27½	58	5.5	1
Storage. Ped for Credenza / Return. Assembled. 2b1f							
	R833	18½	15½	27½	56	5.5	1
Storage. Ped for Credenza / Return. Assembled. 2f							
	R835	18½	34⅝	27½	94	13.38	1
Storage. Lat for Credenza / Return. Assembled. 2f							
	R838	18½	30	27½	117	12.29	1
Storage. Lat for Credenza / Return. Assembled. 2b/2f							
	R540	20	36¾	29	113	15.76	1
Storage. Lat. Free Standing. Assembled. 2d							
	R827	20	36¾	29	139	15.6	1
Storage. Lat. Free Standing. Assembled. 2f							
	R927	20	37	55	226	29.37	1
Storage. Lat. Assembled. 4f							

Ruby

CHERRYMAN

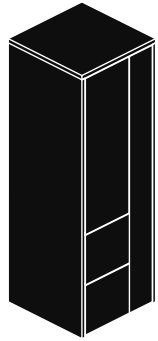
Ruby Collection

	Product Code	D	W	H	Weight lbs.	Cubic ft.	Cartons
 <p>Storage. Hutch. Assembled</p>	R926	15	66	42	153	28.07	1
	R826	15	71½	42	165	29.62	1
 <p>Storage. Hutch. Open</p>	R828	14	36	42	100	4.77	1
 <p>Storage. Wall Mount. Assembled</p>	R100	15	36	17	57	6.86	1
	R200	15	48	17	74	9.10	1
 <p>Storage. Bookcase. 2 Shelf</p>	R828	14	36	42	100	4.77	1
 <p>Storage. Bookcase. 4 Shelf</p>	R829	14	36	70	155	7.84	1

Ruby

CHERRYMAN

Ruby Collection



Product Code	D	W	H	Weight lbs.	Cubic ft.	Cartons
R560	24	26	70	246	31.57	1

Storage. Vertical. Wardrobe Combo. Assembled. 2d/2f




RU-247N	42	42	29	89	11.96	2
RU-248N	48	48	29	107	16.11	2

Table. Conference. Round




RU-249N	36	72	29	144	14.10	3
RU-250N	42	96	29	209	20.86	3

Table. Conference. Racetrack



RU-251N	48	120	29	274	22.37	3
RU-252N	48	144	29	319	24.22	3

Table. Conference. Racetrack





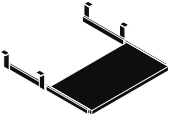
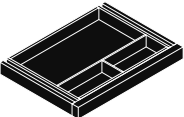



RU-253N	48	168	29	366	34.26	4
----------------	----	-----	----	-----	-------	---

Table. Conference. Racetrack

CHERRYMAN


Ruby Collection

	Product Code	D	W	H	Weight lbs.	Cubic ft.	Cartons
	R131	24	24	20	44	1.80	1
Table. Occasional. Square							
	R132	24	48	16	64	3.60	1
Table. Occasional. Rectangular							
	CHAIR-01	23	23	32.5	21	5.10	<i>Up to 4 pcs per carton</i>
Chair. Guest. Slat Back <i>seat requires attachment</i>							
	CHAIR-21	23	23	32.5	21	5.10	<i>Up to 4 pcs per carton</i>
Chair. Guest. Upholstered Back <i>seat requires attachment</i>							
	R510	12	26	1/2	12	0.96	1
Accessory. Keyboard Slide							
	R830	14	20	2	7	0.61	1
Accessory. Drawer. Center							
	R120	4 3/4	48	48	135	8.83	1
Accessory. Presentation Board							

Ruby

CHERRYMAN

Ruby Collection



Accessory. Tack Board. Gray

Product Code	D	W	H	Weight lbs.	Cubic ft.	Cartons
A103 <i>for 48" wall mount unit</i>	1½	44½	18	8	0.69	1
R102	1½	60¾	16¾	9	0.86	1
R101	1½	66½	16¾	10	0.94	1